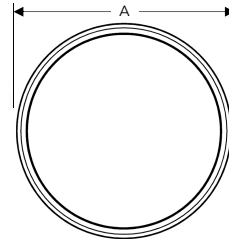
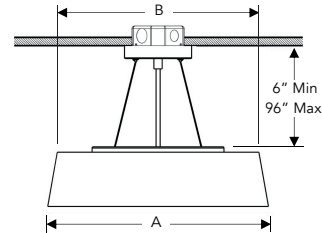




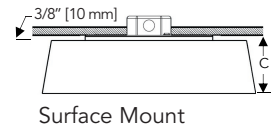
Catalog #: Type:
 Project: Date:
 Prepared By:
 Comments:



Product Weight:
3.1-8.1 lbs. by size, mounting.



Cable Mount



Surface Mount

Size	A	B	C
11"	16.8" [428 mm]	15.3" [389 mm]	4.5" [114 mm]
14"	19.9" [506 mm]	18.1" [460 mm]	5.5" [140 mm]
19"	24.0" [610 mm]	22.6" [574 mm]	5.9" [150 mm]

FEATURES

The Dome In Skirt Round luminaire provides a fresh organic appearance to such applications as hotels, restaurants and residential facilities. The tapered perimeter skirt shrouds a textured frosted acrylic domed diffuser that obscures the diodes for a glare-free appearance. Available in a variety of configurations and finish options.

MECHANICAL

- Standard 20-gauge light engine housing compatible with all available shades.

OPTICAL

- Available in 11", 14" & 19" diameters.¹
- 100% acrylic non-yellowing diffusers with DR additive.
- Sonically and chemically welded joints will not yellow.
- Textured frosted acrylic inner dome diffuser.
- Perimeter skirt available in white satin acrylic or with 100% polyester fabric fused to acrylic sheet, available in a variety of patterns.
- Washable with mild soap and water.
- Custom shapes, designs & finishes also available.
- 3000K, 90CRI²

WARRANTY

- 5-year limited warranty.

ELECTRICAL

- Integral electronic driver, 120V, 60 Hz.²
- Dimmable to 10% via standard Triac dimmer.

MOUNTING

- Available in surface & cable configurations.
- Cable configuration suspends from three adjustable cables & clear conductor. 96" max. suspension length.
- Shades mechanically attach to housing with three tool-less fasteners.
- Mounts to standard 4" recessed j-box (by others).

CERTIFICATIONS

- UL damp listed to US and Canadian safety standards.
- Meets Energy Star requirements.
- Compliant with JA8-2019 requirements of California Title 24.
- RoHS compliant.

(1) Nominal diameter. See line drawings for actual dimensions.

(2) Contact Sales at Sales@rlrindinc.com for non-cataloged & custom configurations.

TECHNICAL

L70 Life:	>54,000 hours
Color Consistency:	5-Step SDCM
Max. Ambient Temperature:	45° C
Min. Starting Temperature:	-20° C
Sound Rating:	Class A
Power Factor:	>0.90
THD:	<20%

LIGHT ENGINE DATA

	Light Engine Lumens ³	Input Power	Light Engine Efficacy	120V Current
17W	1,530 lm	16.9 W	90.6 LPW	0.14 A
25W	2,273 lm	24.8 W	91.5 LPW	0.22 A
32W	2,977 lm	32.0 W	93.0 LPW	0.28 A

(3) Luminaire lumens are lower due to optical losses from shade.

ORDERING INFORMATION

Example: 32W-3090-SMBN-C19-CCDIS-570

32W	-	3090	-	SM	BN	-	C19	-	CCDIS	-	570
-----	---	------	---	----	----	---	-----	---	-------	---	-----

WATTAGE

17W
25W
32W

LED COLOR¹

3000K, 90CRI

MOUNTING

SM = Surface Mount
PM = Cable Mount

CANOPY COVER FINISH

Blank = Surface Mount
WH = White²
BN = Brushed Nickel Finish²

DIAMETER³

C11 = 11" (17W only)
C14 = 14" (25W only)
C19 = 19" (32W only)

SHADE STYLE

CCDIS = Dome
In Skirt
Round


SHADE FINISH

(See photos below)

217 = White Satin
555 = Jute
655 = Double Laminated Jute⁴
556 = Chocolate Linen
557 = Rapids
558 = White Linen
658 = Double Laminated White Linen⁴
570 = Gray Slate
580 = Black Linen

- (1) Contact Sales at Sales@rlrindinc.com for non-cataloged & custom configurations.
- (2) Indicate WH or BN finish for Cable Mount (PM) models only.
- (3) Nominal diameter. See line drawings for actual dimensions.
- (4) Double laminated finish provides 2nd outer layer of clear acrylic with light texture for improved wipe-down and reduced dirt accumulation.

SHADE FINISHES



COMPATIBLE DIMMER LIST

The following dimmers have been tested and verified as compatible. Additional dimmers may be compatible but have not been tested.

Lutron MACL-153M	Leviton IPL06-10Z
Lutron TGCL-153P	Leviton 6674-POW
Lutron CTCL-153P	Leviton 6672-1LW
Lutron PD-6WCL	Leviton DLS06-1LZ

RLR Industries, Inc.
575 Discovery Place
Mableton, GA 30126

www.rlrindinc.com
Sales Inquiries: Sales@rlrindinc.com
770-948-6069