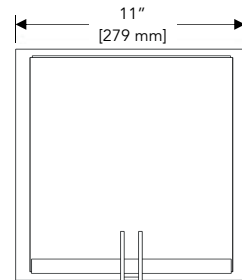
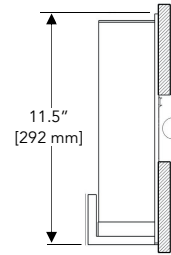




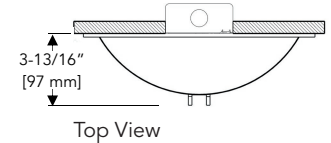
Catalog #:  Type:   
 Project:  Date:   
 Prepared By:   
 Comments:



Front View



Side View



Top View

Product Weight: 2.4 lbs.

**FEATURES**

The Frame Shield wall sconce enhances the simple geometric form of a half cylinder with a unique center prong element to add visual interest to applications including hotels, restaurants, residential and other leisure facilities. Available in a variety of configurations and finish options to add a signature appearance.

**MECHANICAL**

- Standard 20-gauge light engine housing compatible with all available shades.

**OPTICAL**

- 100% acrylic non-yellowing diffusers with DR additive.
- Sonically and chemically welded joints will not yellow.
- Half round face surface available in white satin finish or with 100% polyester fabric fused to acrylic sheet, available in a variety of patterns.
- Faux metallic nickel or bronze painted opaque acrylic back plate and prong.
- Washable with mild soap and water.
- Custom shapes, designs also available.
- 3000K, 90CRI<sup>1</sup>

**WARRANTY**

- 5-year limited warranty.

**ELECTRICAL**

- Integral electronic driver, 120V, 60 Hz.<sup>1</sup>
- Dimmable to 10% via standard Triac dimmer.

**MOUNTING**

- Faces mechanically attach to housing with tool-less fasteners.
- Mounts to standard 4" recessed j-box (by others).

**CERTIFICATIONS**

- UL damp listed to US and Canadian safety standards.
- Meets Energy Star requirements.
- Compliant with JA8-2019 requirements of California Title 24.
- Americans with Disabilities Act (ADA) compliant.
- RoHS compliant.

(1) Contact Sales at Sales@rlrindinc.com for non-cataloged & custom configurations.

**TECHNICAL**

L70 Life:	>54,000 hours
Color Consistency:	5-Step SDCM
Max. Ambient Temperature:	45° C
Min. Starting Temperature:	-20° C
Sound Rating:	Class A
Power Factor:	>0.90
THD:	<20%

**LIGHT ENGINE DATA**

	Light Engine Lumens <sup>2</sup>	Input Power	Light Engine Efficacy	120V Current
17W	1,530 lm	16.9 W	90.6 LPW	0.14 A

(2) Luminaire lumens are lower due to optical losses from shade.

RLR Industries, Inc.  
575 Discovery Place  
Mableton, GA 30126

www.rlrindinc.com  
Sales Inquiries: Sales@rlrindinc.com  
770-948-6069

## ORDERING INFORMATION

Example: 17W-3090-WM-FSP-217-104

17W - 3090 - WM - FSP - 217 - 104

**WATTAGE**  
17W

**LED COLOR<sup>1</sup>**  
3000K, 90CRI

**MOUNTING**  
WM = Wall  
Mount

**FACE STYLE**  
FSP = Frame  
Shield  
w/Single  
Prong


**CENTER LENS FINISH**  
(See photos below)  
217 = White Satin  
555 = Jute  
655 = Double Laminated Jute<sup>2</sup>  
558 = White Linen  
658 = Double Laminated  
White Linen<sup>2</sup>

**FRAME FINISH**  
(See photos below)  
010 = Opaque Metallic Nickel  
104 = Opaque Metallic Bronze

(1) Contact Sales at Sales@rlrindinc.com for non-cataloged & custom configurations.

(2) Double laminated finish provides 2<sup>nd</sup> outer layer of clear acrylic with light texture for improved wipe-down and reduced dirt accumulation.

### CENTER LENS FINISHES




217  
White  
Satin

555/655  
Jute

558/658  
White  
Linen

### FRAME FINISHES



010  
Opaque  
Metallic  
Nickel

104  
Opaque  
Metallic  
Bronze

## COMPATIBLE DIMMER LIST

The following dimmers have been tested and verified as compatible. Additional dimmers may be compatible but have not been tested.

Lutron MACL-153M	Leviton IPL06-10Z
Lutron TGCL-153P	Leviton 6674-POW
Lutron CTCL-153P	Leviton 6672-1LW
Lutron PD-6WCL	Leviton DLS06-1LZ

**RLR Industries, Inc.**  
575 Discovery Place  
Mableton, GA 30126

www.rlrindinc.com  
Sales Inquiries: Sales@rlrindinc.com  
770-948-6069