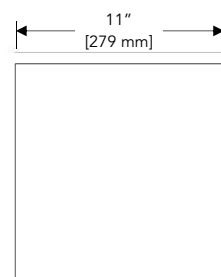
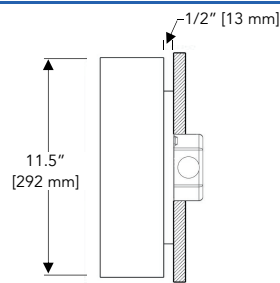




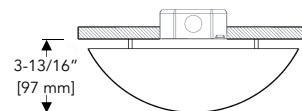
Catalog #: Type:
 Project: Date:
 Prepared By:
 Comments:



Front View



Side View



Top View

Product Weight: 1.7 lbs.

FEATURES

The simple organic form of the Large Half-Cylinder wall sconce compliments most any interior application. The fabricated acrylic diffuser is fully enclosed at the top and bottom to provide soft, uniform illumination while obscuring the diodes at all angles. Available in a variety of configurations and finish options to add a signature appearance.

MECHANICAL

- Standard 20-gauge light engine housing compatible with all available shades.

OPTICAL

- 100% acrylic non-yellowing diffusers with DR additive.
- Sonically and chemically welded joints will not yellow.
- Half-cylinder face surface available in white satin finish or with 100% polyester fabric fused to acrylic sheet, available in a variety of patterns.
- Washable with mild soap and water.
- Custom shapes, designs & finishes also available.
- 3000K, 90CRI¹

WARRANTY

- 5-year limited warranty.

ELECTRICAL

- Integral electronic driver.
- 120V, 60 Hz.¹
- Dimmable to 10% via standard Triac dimmer.

MOUNTING

- Faces mechanically attach to housing with tool-less fasteners and can be oriented either vertically or horizontally.
- Mounts to standard 4" recessed j-box (by others).

CERTIFICATIONS

- UL damp listed to US and Canadian safety standards.
- Meets Energy Star requirements.
- Compliant with JA8-2019 requirements of California Title 24.
- Americans with Disabilities Act (ADA) compliant.
- RoHS compliant.

(1) Contact Sales at Sales@rlrindinc.com for non-cataloged & custom configurations.

TECHNICAL

L70 Life:	>54,000 hours
Color Consistency:	5-Step SDCM
Max. Ambient Temperature:	45° C
Min. Starting Temperature:	-20° C
Sound Rating:	Class A
Power Factor:	>0.90
THD:	<20%

LIGHT ENGINE DATA

	Light Engine Lumens ²	Input Power	Light Engine Efficacy	120V Current
17W	1,530 lm	16.9 W	90.6 LPW	0.14 A

(2) Luminaire lumens are lower due to optical losses from shade.

RLR Industries, Inc.
575 Discovery Place
Mableton, GA 30126


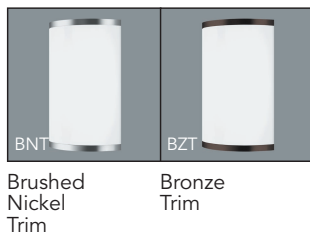
www.rlrindinc.com
Sales Inquiries: Sales@rlrindinc.com
770-948-6069

ORDERING INFORMATION

Example: 17W-3090-WM-HCL-555

17W	-	3090	-	WM	-	HCL	-	555	-	
WATTAGE		LED COLOR¹		MOUNTING		FACE STYLE		FACE FINISH		FACE OPTIONS
17W		3000K, 90CRI		WM = Wall Mount		HCL = Half Cylinder Large		(See photos below) 217 = White Satin 555 = Jute 655 = Double Laminated Jute ² 556 = Chocolate Linen 557 = Rapids 558 = White Linen 658 = Double Laminated White Linen ² 570 = Gray Slate 580 = Black Linen		(See photos below) Blank = No Option BNT = Brushed Nickel Trim BZT = Bronze Trim

(1) Contact Sales at Sales@rlrindinc.com for non-cataloged & custom configurations.

(2) Double laminated finish provides 2nd outer layer of clear acrylic with light texture for improved wipe-down and reduced dirt accumulation.**FACE FINISHES****FACE OPTIONS****COMPATIBLE DIMMER LIST**

The following dimmers have been tested and verified as compatible. Additional dimmers may be compatible but have not been tested.

Lutron MACL-153M	Leviton IPL06-10Z
Lutron TGCL-153P	Leviton 6674-P0W
Lutron CTCL-153P	Leviton 6672-1LW
Lutron PD-6WCL	Leviton DLS06-1LZ

RLR Industries, Inc.
575 Discovery Place
Mableton, GA 30126

www.rlrindinc.com
Sales Inquiries: Sales@rlrindinc.com
770-948-6069