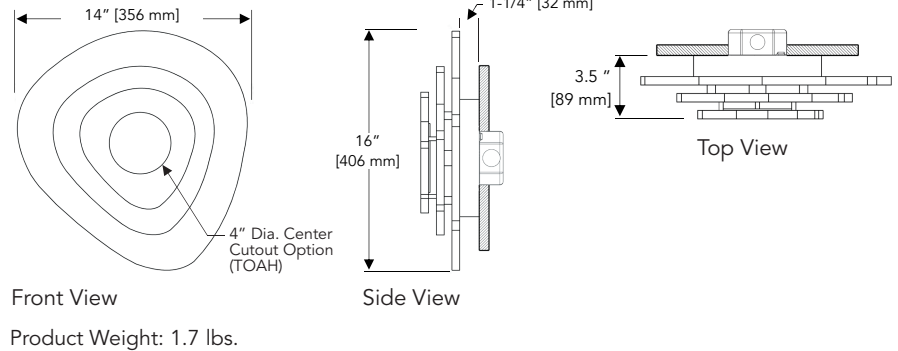




Catalog #:  Type:   
 Project:  Date:   
 Prepared By:   
 Comments:



**FEATURES**

The Acoustic wall sconce family is a unique, asymmetric design (see line drawing) that makes a striking statement. RLR's exclusive acoustic material is assembled in three stepped layers, open between each to produce an interesting illumination pattern. Available in a variety of configurations and finish options to add a signature appearance.

**MECHANICAL**

- Standard 20-gauge light engine housing compatible with all available shades.

**OPTICAL**

- Face surfaces are opaque multi-tiered acoustic material available in Slate and Pewter colors. Additional colors also available. 100% polyester containing up to 50% recycled PET plastic bottles.
- Open perimeter slots create radial light distribution.
- Optional center cutout (TOAH) with standard white acrylic diffuser with DR additive.
- Custom shapes, designs & finishes also available.
- 3000K, 90CRI<sup>1</sup>

**WARRANTY**

- 5-year limited warranty.

**ELECTRICAL**

- Integral electronic driver.
- 120V, 60 Hz.<sup>1</sup>
- Dimmable to 10% via standard Triac dimmer.

**MOUNTING**

- Faces mechanically attach to housing with tool-less fasteners and can be mounted in any 90° orientation desired.
- Mounts to standard 4" recessed j-box (by others).

**CERTIFICATIONS**

- UL damp listed to US and Canadian safety standards.
- Meets Energy Star requirements.
- Compliant with JA8-2019 requirements of California Title 24.
- Americans with Disabilities Act (ADA) compliant.
- RoHS compliant.

(1) Contact Sales at Sales@rlrindinc.com for non-cataloged & custom configurations.

**TECHNICAL**

L70 Life:	>54,000 hours
Color Consistency:	5-Step SDCM
Max. Ambient Temperature:	45° C
Min. Starting Temperature:	-20° C
Sound Rating:	Class A
Power Factor:	>0.90
THD:	<20%

**LIGHT ENGINE DATA**

	Light Engine Lumens <sup>2</sup>	Input Power	Light Engine Efficacy	120V Current
17W	1,530 lm	16.9 W	90.6 LPW	0.14 A

(2) Luminaire lumens are lower due to optical losses from shade.



**ORDERING INFORMATION**

Example: 17W-3090-WM-TOA-SLA

17W	-	3090	-	WM	-	TOA	-	SLA
-----	---	------	---	----	---	-----	---	-----

**WATTAGE**  
17W**LED COLOR<sup>1</sup>**  
3000K, 90CRI**MOUNTING**  
WM = Wall  
Mount**FACE STYLE**  
TOA = Three  
Tier  
Acoustic  
TOAH = Three  
Tier  
Acoustic  
w/Center  
Cutout**FACE FINISH**  
(See photos below)  
SLA = Slate  
PEW = Pewter  
  
Other colors available as  
custom.<sup>1</sup>

(1) Contact Sales at Sales@rlrindinc.com for non-cataloged &amp; custom configurations.

**FACE STYLES**TOA  
No Center  
CutoutTOAH  
With Center  
Cutout**FACE FINISH**SLA  
SlatePEW  
Pewter**COMPATIBLE DIMMER LIST**

The following dimmers have been tested and verified as compatible. Additional dimmers may be compatible but have not been tested.

Lutron MACL-153M	Leviton IPL06-10Z
Lutron TGCL-153P	Leviton 6674-POW
Lutron CTCL-153P	Leviton 6672-1LW
Lutron PD-6WCL	Leviton DLS06-1LZ

**RLR Industries, Inc.**  
575 Discovery Place  
Mableton, GA 30126

www.rlrindinc.com  
Sales Inquiries: Sales@rlrindinc.com  
770-948-6069